



CBL5851

CBL5851-Z

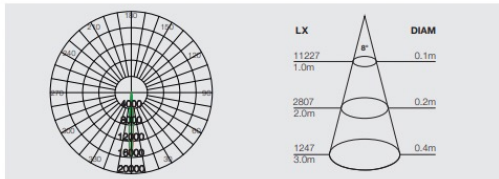
Molfetta

Housing : Die-casting sand grey powder coated aluminum
 Light Window: Tempered glass
 LED : CREE XHP35
 LED Driver : DC24V constant voltage remote LED driver excluded
 Power Cable : 2X1mm² L=0.15m (Low voltage)
 Life Time : ≥80000 hours



Specifications

Model	Wattage	Lumen	A	B	C	Line Art
CBL5851	3W / 5W	110lm/W	40mm	88mm	72mm	
CBL5851-Z					100mm	



Accessories



Application

- Lawns and gardens
- Paths

ORDERING INFORMATION:

Example: CBL5851-3W-827-8D-LV-SP

Model	Wattage	CRI & CCT	Beam	Input Voltage	Accessories
CBL5851	3W	827	8D	LV	SP
CBL5851	3W	827 Ra ≥ 80 2700K	8D 8°	LV High Voltage (DC24V)	SP Spike
CBL5851-Z	5W	840 Ra ≥ 80 4000K	15D 15°		
		857 Ra ≥ 80 5700K	24D 24°		
			36D 36°		
			45D 45°		
			60D 60°		

The accessories should be specified separately.



CBL5801

CBL5801-Z

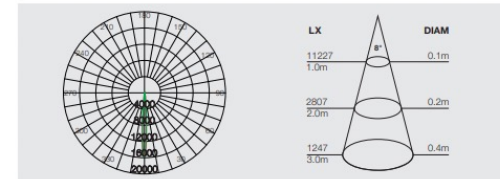
Molfetta

Housing : Die-casting sand grey powder coated aluminum
 Light Window: Tempered glass
 LED : CREE XHP35
 LED Driver : DC24V constant voltage remote LED driver excluded
 Power Cable : 2X1mm² L=0.15m (Low voltage)
 Life Time : ≥80000 hours




Specifications

Model	Wattage	Lumen	A	B	C	Line Art
CBL5801	8W	110lm/W	40mm	88mm	72mm	
CBL5801-Z					100mm	



Accessories



Application

- Lawns and gardens
- Paths

ORDERING INFORMATION:

Example: CBL5801-8W-827-8D-LV-SP

Model	Wattage	CRI & CCT	Beam	Input Voltage	Accessories
CBL5801	8W	827	8D	LV	SP
CBL5801	8W	827 Ra ≥ 80 2700K	8D 8°	LV High Voltage (DC24V)	SP Spike
CBL5801-Z		840 Ra ≥ 80 4000K	15D 15°		
		857 Ra ≥ 80 5700K	24D 24°		
			36D 36°		
			45D 45°		
			60D 60°		

The accessories should be specified separately.