

Pendant



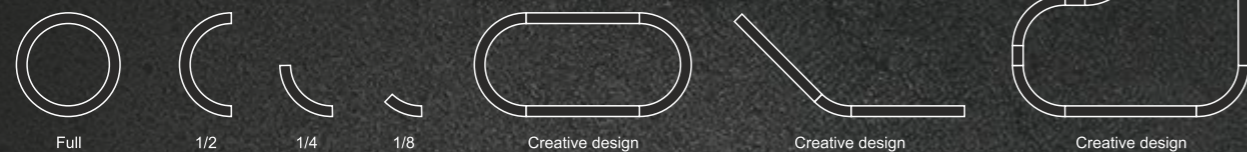
Surface



Recessed

CURVY MAGNETIC SYSTEM

With the brand new track addition
The curvy system bring you more inspiration



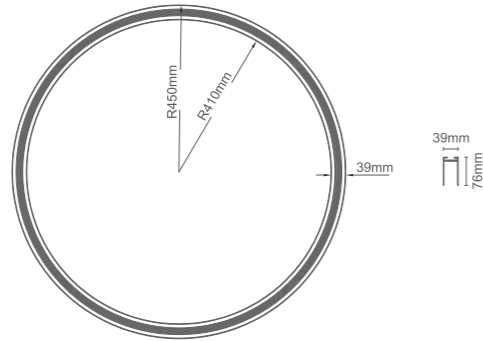
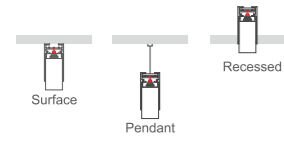


Curvy Full-D9



Power **200W max** Install **Surface/Pendant/Recessed**

■ Sandy Black ■ Sandy White ■ Golden ■ Black bronze

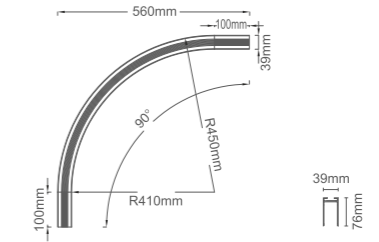
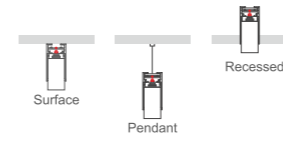


Curvy 1/4-D9



Power **200W max** Install **Surface/Pendant/Recessed**

■ Sandy Black ■ Sandy White ■ Golden ■ Black bronze

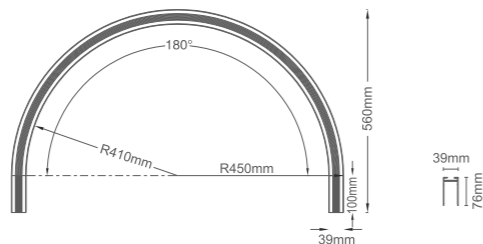
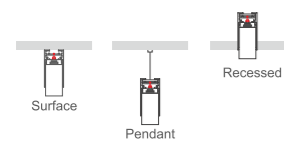


Curvy 1/2-D9



Power **200W max** Install **Surface/Pendant/Recessed**

■ Sandy Black ■ Sandy White ■ Golden ■ Black bronze

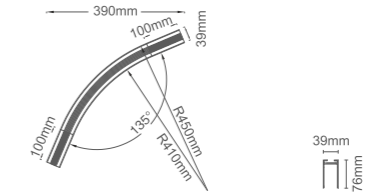
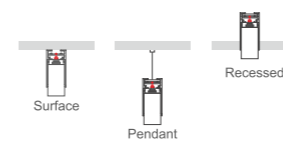



Curvy 1/8-D9



Power **200W max** Install **Surface/Pendant/Recessed**

■ Sandy Black ■ Sandy White ■ Golden ■ Black bronze





Dot03-D9

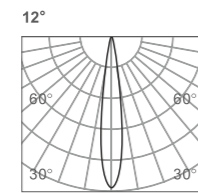
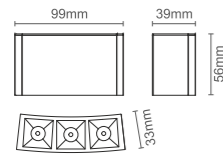


POWER	CRI	SDCM	CCT	BEAM	LUMINOUS FLUX
4W	> 80	< 3	2700K	12°	380Lm
	> 90		3000K	34°	
			4000K	48°	

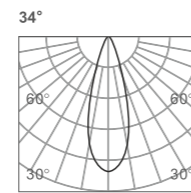
■ Sandy Black □ Sandy White

LIGHT DISTRIBUTION

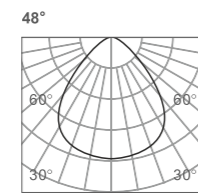
3000K 80Ra



h(m)	E(lx)	Φ(m)
1	5125	Φ0.17
2	1281	Φ0.35
3	569	Φ0.53
4	320	Φ0.71
5	205	Φ0.89



h(m)	E(lx)	Φ(m)
1	1560	Φ0.61
2	390	Φ1.23
3	173	Φ1.85
4	97	Φ2.47
5	62	Φ3.07



h(m)	E(lx)	Φ(m)
1	1579	Φ0.57
2	394	Φ1.15
3	175	Φ1.73
4	98	Φ2.31
5	63	Φ2.89

Dot06-D9

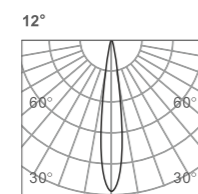
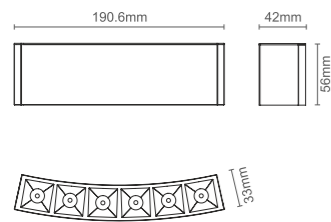


POWER	CRI	SDCM	CCT	BEAM	LUMINOUS FLUX
8W	> 80	< 3	2700K	12°	790Lm
	> 90		3000K	34°	
			4000K	48°	

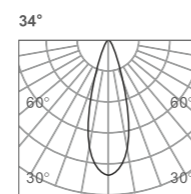
■ Sandy Black □ Sandy White

LIGHT DISTRIBUTION

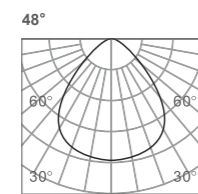
3000K 80Ra



h(m)	E(lx)	Φ(m)
1	8069	Φ0.19
2	2017	Φ0.38
3	896	Φ0.57
4	504	Φ0.76
5	322	Φ0.96



h(m)	E(lx)	Φ(m)
1	2800	Φ0.53
2	700	Φ1.07
3	311	Φ1.60
4	175	Φ2.14
5	112	Φ2.67



h(m)	E(lx)	Φ(m)
1	2680	Φ0.57
2	664	Φ1.14
3	295	Φ1.72
4	166	Φ2.29
5	106	Φ2.86



Linear16-D9

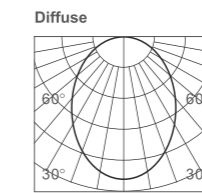
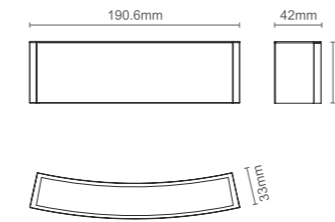


POWER	CRI	SDCM	CCT	BEAM	LUMINOUS FLUX
8W	> 80	< 3	2700K	Diffuse	500Lm
	> 90		3000K		
			4000K		

■ Sandy Black □ Sandy White

LIGHT DISTRIBUTION

3000K 80Ra



h(m)	E(lx)	Φ(m)
1	119	Φ2.56
2	29	Φ5.12
3	13	Φ7.68
4	7	Φ10.24
5	4	Φ12.81

ACCESSORIES

Recessed kit-R

■ Sandy Black □ Sandy White



Recessed kit for full curvy track

